

Be the **change**

sing  up day
14 March

Pupil Pack





INTRODUCTION

We are delighted that you're taking part in this year's Sing Up Day celebration. This year, the theme is all about encouraging people to work together to make a positive difference around the world. Singing is inclusive, so everyone can take part in Sing Up Day. All you have to do is sing as much as possible on Wednesday, 14 March 2018 – and enjoy it. Help us spread a message of community, standing up for what is right, and being the ones who make change happen.

In this Pupil Pack, you will find a series of independent activities, suitable for 4 – 11 year olds that use the lyrics and theme of the song as inspiration. The activities are designed to be adaptable to different ages and ability levels. Depending on your pupils, you can decide which pages to print and use.

In the accompanying Vocal Leader Pack, you'll find everything you need to get your whole school or choir singing and to make your celebration sparkle, including quick tips, choreography and instrumental ideas, and an Assembly Plan. Head to singup.org/SUDresources to download the pack.

For additional interactive resources like our lyric and BSL videos for *Be the change*, or an Assembly PowerPoint presentation, visit singup.org/singupday.

As ever, have a wonderful Sing Up Day and be sure to share it with us on social media.

All the best,
The Sing Up Team

Want more?

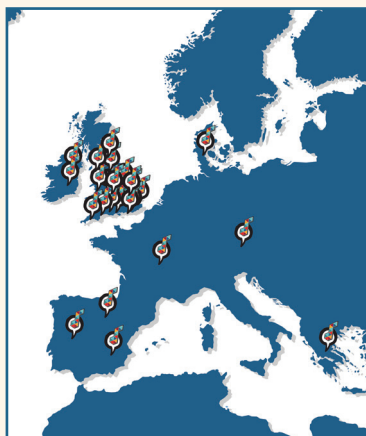
Head to www.singup.org/SUDresources where you will find:

- A link to download *Be the change* tracks and scores
- Vocal Leader Pack
- BSL video for *Be the change*
- Lyric videos for *Be the change* (with both performance and backing tracks)
- A Sing Up Day playlist

Plus more ideas to help you celebrate Sing Up Day.

Wrap your arms around the world

Let our international community of singers know that you're taking part this year. Add your event to our map at bit.ly/SUDMap.



Together we can make the future bright

Join schools around the world in our 2018 Digichoir. Last year we received 90 videos from all over the world – can you help us beat that number? All you need to do is record your singers performing *Be the change* (even landscape video from a mobile phone works perfectly) on Sing Up Day and send the footage to magazine@singup.org.

Send your message out so loudly

Join the conversation on Sing Up Day and let us know how you're celebrating. Share your posts with **#SingUpDay** so that we know you are singing with us. We'll reshare your photos, videos and stories.

-  **SingUpTweets**
-  **SingUpFanPage**
-  **singuppins**
-  **singup**



CONTENTS

This page includes tips and challenges for the adult/teacher/vocal leader to accompany the children-led activities in this pack.

Feel free to adapt and differentiate the activities depending on your pupils and setting.

4 BE THE CHANGE (speech bubble activity)

Age: Adaptable for the whole school.

Teacher's tip: Model the activity by suggesting a change that you'd like to action in your own life. Start with 'I can make a difference by...'. And once written, create a display, adding yours along with the pupils'.

Have a go: Why not have a day/week of change in your school and find way of actioning some of the pupils' aspirations of how they want to make positive change happen.

5 EARTH IS OUR HOME (eco poster activity)

Age: 0 – 7

Teacher's tip: Use these drawings as posters for the classroom or around school to remind pupils about how they can be the change in their own environments.

Have a go: Why not appoint an eco-monitor each week who is super helpful at reminding their class peers to throw rubbish away and recycle where they can.

6 CHANGE ACROSTIC (poem activity)

Age: 5 – 11

Teacher's tip: Why not go a step further and create a class acrostic that sums up your collective goals. Your school council may wish to create one for the whole school community based on your school ethos. Here is an example poem for the word 'change' that you could use as inspiration:

Caring – looking out for others

Harmony – working together to make a difference

Assertiveness – standing up for what's right

Now – there's no time like the present to make a change

Giving – helping those in need

Environment – looking after the world around us

Have a go: Research illuminated letters and get pupils to create their own colourful and creative letters for 'CHANGE'.

7 STAND PROUD (speech writing activity)

Age: 7 – 11

Teacher's tip: This is a great opportunity to discuss something topical that might be in the news, for example, and to get pupils engaging with wider world issues in an age appropriate context.

Have a go: This is a chance to get a debating society going and give your pupils a strong voice. Encourage respectful listening and courage of conviction.

8 WORD SEARCH

Age: 5 – 11


Teacher's tip: You could send this home with children so that the conversation about *Be the change* and Sing Up Day continues beyond school.

Have a go: Why not challenge pupils to find alternative words to these using a thesaurus.

Be the change

'One child, one teacher, one book, one pen can change the world.'
Malala Yousafzai (youngest person to be awarded the Nobel Peace Prize, at 17).

Instructions: Ask yourself this question: 'What can I do to make a positive difference?' Consider your life, those around you, your community and the wider world. You might want to do it individually or in groups. Write your action into the speech bubble – e.g. 'I can stand up for what I believe in'.



Earth is our home

The song lyrics of *Be the change* include,
'We are the future of this earth, we need to treasure it to know its worth'.
What do you do at home and at school to look after this Earth?

Instructions: Draw yourself doing something to care for the planet,
e.g. putting rubbish in the bin, recycling your drink cans, switching off the light, composting.



CHANGE acrostic

Mahatma Gandhi said 'be the change that you wish to see in the world'.

Instructions: Create a change poem of your own, to inspire and kick start a culture of change in your school. Start each line of the poem with the letter in the box.

C

H

A

N

G


E

Stand proud

The song lyrics of *Be the change* are a call to action. They state 'Be the one who stands up proudly, whose voice is always strong. Send your message out so loudly, make things right when they are wrong.'

Instructions: If you had five minutes to speak about what you feel strongly about, what would you stand up for – e.g. girls and boys being treated equally, protection for endangered animals like rhinos, global warming?

Write your speech below. You could even have a go at performing it to your class.



A large scroll graphic with a grey gradient and black outline, unrolled to reveal a writing area with horizontal lines. The scroll is positioned horizontally at the top, with the right end curled up. The main body of the scroll is a vertical rectangle with rounded corners, containing 20 horizontal lines for writing. The bottom right corner of the scroll is curled up again.

Word search

These words are all taken from the song *Be the change*
- perhaps you could listen to or even sing the song while you complete it.

Instructions: Challenge yourself to find as many words as you can.

U	X	Z	D	E	N	R	I	E	W	Q	I	T	S	B
K	I	B	X	I	R	Z	G	R	R	W	L	O	U	W
U	D	Q	X	H	F	U	F	A	B	O	S	L	U	E
T	H	G	I	R	B	F	T	C	B	R	K	E	T	I
X	H	G	W	I	E	K	E	U	B	L	W	R	R	M
T	O	G	E	T	H	E	R	R	F	D	W	A	I	R
O	E	G	L	E	Q	T	I	G	E	D	K	N	A	C
B	S	G	A	H	G	O	P	R	W	N	S	C	F	I
S	K	R	A	C	H	A	N	G	E	T	C	E	T	E
T	T	J	L	S	T	A	K	P	R	A	W	E	C	T
H	J	O	M	B	S	S	F	O	C	G	N	I	V	H
D	V	O	K	V	J	E	N	B	I	B	O	B	K	G
E	I	D	O	V	V	G	M	W	H	V	F	A	D	I
A	Q	A	P	I	U	S	M	E	A	C	N	Y	K	R
X	E	S	F	O	H	N	M	Y	L	D	U	O	R	P

BRIGHT
CARE
CHANGE
DIFFERENCE

EARTH
FAIR
FUTURE
LOVE

MESSAGE
PROUDLY
RIGHT
STRONG

TOGETHER
TOLERANCE
VOICE
WORLD